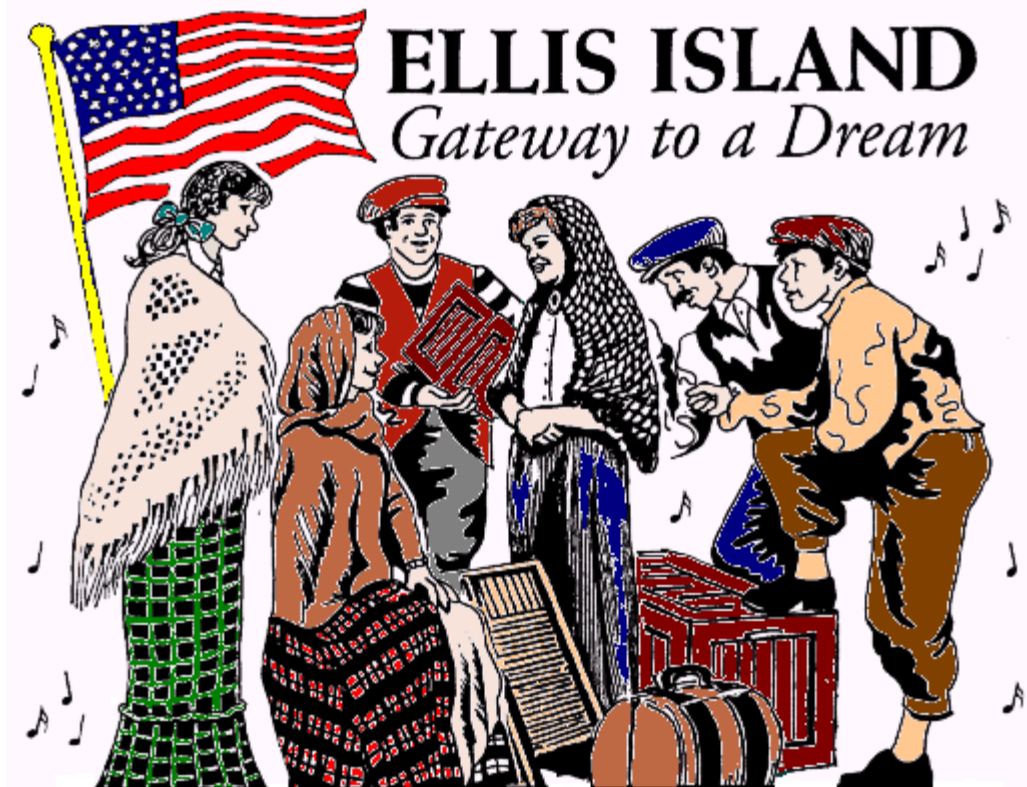



On Stage  
with  
American Family Theater

Study Guide:



Another fine teaching tool from:



American Family Theater inc.

© American Family Theater, Inc.

On Stage  
with  
American Family Theater  
Ellis Island: Gateway to a Dream





Table of Contents:

Letter from the Producer .....	3
Before You Go .....	4
Theater Etiquette .....	5
Scenic Breakdown .....	6
Synopsis .....	7 & 8
History of Ellis Island .....	9
After the Show .....	10
Interdisciplinary Activities .....	11 & 12
Acrostic .....	13
Think Theatrically .....	14
Write a Letter .....	15
Theater Vocabulary .....	16
Write a Review .....	17
Careers in the Arts .....	18
Word Search .....	19
Crossword .....	20
Supplement: What Every Emigrant Should Know .....	21- 33



# On Stage with American Family Theater



**Letter from  
the Producer**

Dear Educator:

This guide contains suggested learning experiences for various grade levels. It is intended to help your students enjoy and utilize the theater-going experience. Please select those ideas that best relate to your curriculum and classroom needs. We would appreciate knowing which suggestions you actually incorporated into your lesson plans and how they worked for you.

Share your fun and ideas with us. We will be pleased to receive any projects that grow from this experience... letters, cassettes, original drawings, photos, etc. You may send them to:


American Family Theater, Inc.  
1429 Walnut Street  
4<sup>th</sup> Floor  
Philadelphia, PA 19102

Theater is, indeed, a superb learning tool that you and your students will share, cherish and remember. We look forward to welcoming you and your classes to the theater.

Cordially,

Laurie Wagman  
Founder/Chairman

# On Stage With American Family Theater




## Before You Go:



**ASK** the students to review with parents their family history prior to arriving in the United States. Have them informally recount their family stories including country of origin, occupations of forefathers; why they came. Discuss the fact that the immigration experience was diverse but that all new arrivals to the United States brought courage, dreams and hopes to their new land.

**DETERMINE** what they know about Ellis Island. Maybe they have read a book or seen a film about this major entrance point to our nation? Compare their family recollections in terms of similarities and differences.

**SET** a part of the classroom aside for an 'Ellis Island Corner'. Ask students to bring in old family photos, books, passports, pieces of clothing, dolls, original drawings, etc. that relate to the immigration experience for perusing at their leisure. 


**EXPLAIN** to students that they are about to see a live, on-stage production about Ellis Island. There will be songs and dances, as well as acting, to tell the story of a diverse group of people who came to the United States in the early 1900's.

*Note: This is an original musical adaptation presented by American Family Theater for audiences across the country. Students can expect to see a variety of personalities from several nations.*



**ENCOURAGE** the students to relax and get into the spirit of the play once they are in the theater. Tell them they should use their imaginations freely and feel comfortable to respond openly to the actors on the stage.

# On Stage with American Family Theater




## Theater Etiquette:

The audience plays a key part in the overall theater experience. Each audience member affects those around him or her as well as the performers.


**Remind your class that everyone will have an especially wonderful time at the performance by remembering their theater manners.**

### Here is how students can help:

- ❖ It is important to remain seated throughout the entire performance.
- ❖ Restroom visits are best made prior to seating.
- ❖ Photography and recording during the performance are not permitted.
- ❖ Give your full attention and energy to the performers. In return, the performers give it back to you with a better performance.
- ❖ Don't talk during the show unless you are asked. Sometimes we think that if we whisper, it is okay. But if everyone in the audience whispers, it can be disruptive to the performers.
- ❖ Turn watches, pagers and cell phones to silent.
- ❖ Do not interrupt performers with comments that may disrupt the performance for others.
- ❖ Show the performers your appreciation for their efforts by applauding.



On Stage  
 with  
 American Family Theater  
 Ellis Island: Gateway to a Dream



Scenic Breakdown:



Book & Lyrics: Don Kersey  
 Music: Steve Liebman

CHARACTERS

Ninya Petrova	Hjordis Dieter
Francie O’Ryan	Agent Wilson/Examiner
Raisa Somolavitch	Narrator/Tour Guide
Nathan Somolavitch	Tourists

SCENIC BREAKDOWN/MUSICAL NUMBERS


ACT 1

- SCENE 1** Ellis Island – present day  
 “SOMEWHERE ON THE WALL” .....The Company
- SCENE 2** Departure Pier, Somewhere in Europe – fall 1911  
 “ON MY WAY” .....Hjordis, Ninya & Company
- SCENE 3** The Deck of a Ship about 5 Miles off the Coast of New York Harbor  
 “AMERICA” .....The Company
- SCENE 4** Main Receiving Room on Ellis Island  
 “NAME GAME” .....Nathan, Raisa & Agent Wilson
- SCENE 5** Waiting Room – A few hours later  
 “WAITING FOR ME” .....Hjordis & Ninya  
 “WE CAN DO IT” .....Francie, Ninya & Raisa  
 “WAITING FOR ME” (reprise).....Hjordis & Company

ACT II

- SCENE 1** Waiting Room – early evening  
 “FREE” .....Narrator, Nathan & Raisa
- SCENE 2** Various Locations in the Main Building – Late Evening
- SCENE 3** Ferry Dock – the next morning  
 “FRIEND” .....Francie & Company

On Stage  
with  
American Family Theater  
Ellis Island: Gateway to a Dream



*The high-spirited musical about courage, hope, and the challenges of the immigration experience. "Ellis Island" celebrates the multi-cultural foundations of our nation with wonder, terrific action, and heart.*

A tour guide is introducing a visiting group to Ellis Island. As the lights come up, the guide is explaining the significance of the Wall of Honor. Their interest peaked, the visitors scan the wall looking for familiar names. It is not long before they ask in song, "I Wonder If He's Related To Me".

Some of their questions are answered as the tour guide explains the varied backgrounds of immigrants who passed through Ellis Island... each with a unique story to tell.

Suddenly, time becomes frozen and the Wall of Honor parts to reveal the entrance gates... that gateway to the dreams of all those who came to these shores via Ellis Island. The tourists have now become the immigrants about whom the guide is speaking. In wonder, they sing about the places they plan to live and the new lives they will build in America.

As they move through and beyond the gates, it is clear that all those we meet have arrived with similar hopes and they sing with joy about their new home, "America". Most will pass through Ellis Island with their dreams intact, bringing their energies and contributions to the American experience.

For some, however, Ellis Island will not be the gateway to those dreams. As the story unfolds, we learn that one member of the group will never be allowed to enter the country. In addition, another member, a young man searching for “Streets Paved with Gold”, will decide to return to his homeland without ever having seen those “Streets”.

*Ellis Island... Gateway to a Dream* is a musical journey that follows a group of immigrants during their time on the Island. Their experiences are typical of the many thousands who came to America in the early 1900’s. From the excitement and delight of a young woman who proclaims that, in this land she, too, can “Run A Machine” to the humorous confusion of an interviewer who cannot pronounce an immigrant’s name; from the happiness of a mother about to be reunited with her son to the poignant reflections of a father starting anew, their stories are varied and filled with wonder.


At the end of the journey, lights change, time shifts and we return to the present with the knowledge that behind the many names on the wall are real people with real stories.

Ellis Island is a symbol of every person who ever came to these shores from a far away place to make a new home. America is, after all, the land of immigrants. Clearly, their courage and spirit have defined this nation and its vision for all its citizens.





**On Stage  
with  
American Family Theater  
Ellis Island: Gateway to a Dream**



**History of Ellis Island:**

**Ellis Island is not really one island. It is actually three islands, one natural and two artificial islands. It was originally called Oyster Island by the Dutch colonists until a merchant named Samuel Ellis bought the island in the 18<sup>th</sup> century and gave it his name. The state of New York bought it after his death in 1807 and in 1808 the United States government buys it from New York for \$10,000.**

**It first served as a federal arsenal. When the immigration station in Manhattan could no longer handle the amount of immigrants passing through, Ellis Island became the headquarters for United States Immigration. Ellis Island served as headquarters from 1892 to 1954. It is estimated that, before it's closing in 1954, 12 million people passed through on their way to a new life in America. In 1954, due to the declining numbers of immigrants, the Immigration Service closed the station on Ellis Island and transferred its activities to Manhattan.**

**After a six-year renovation period the station on Ellis Island opened as a national museum in 1990. The Ellis Island Immigration Museum contains artifacts from 4 centuries of immigrants.**

# On Stage with American Family Theater




## QUESTIONS FOR DISCUSSION

Ask the students to express their feelings as they recall the story line of the production.



- Why did each of the characters want to leave their homeland?
- What did the new arrivals hope to find in the United States that was different from their old home?
- What do you think about Ninya having to go back to Russia because she was sick?
- How would the students feel if it were they who were embarking on a journey and permanent move to a foreign land?
- What do you think about the conditions for entering the United States in the late 1800's and early 1900's?
- Why would a family or individual want to leave the land of their birth and come to a new and strange place?
- Why do you think your family came to America?
- Discuss the enormous challenges of:
  - Learning a new language.
  - Finding a new home and a new job.
  - Making new friends.
  - Starting a new life in a new country.

# On Stage With American Family Theater



## Interdisciplinary Activities:

### HISTORY/SOCIAL STUDIES

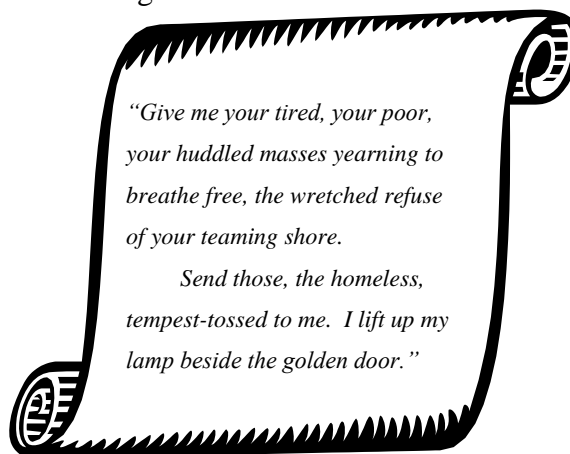
- ❖ Research/discuss the reasons behind immigration.
- ❖ Study immigration laws from different eras. How do they differ from era to era? Why did they change? How do you think they will change due to the events of September 11<sup>th</sup>?
- ❖ Research your own family history.
  - Investigate their entry into the United States. Why did they immigrate?
  - Create a timeline of the arrival of each family in the class.
  - Investigate the customs, culture and social issues of their native land. What did they eat/wear?
  - Develop spreadsheet showing each student, their family origin, miles traveled etc.

### LANGUAGE ARTS

#### ❖ WRITING ASSIGNMENTS:



- Reflect on the symbol of the Statue of Liberty that then, as now, greeted new arrivals when they entered New York Harbor. Recall the famous words by Emma Lazarus that are etched into the great monument:



- Write a sequel to the ELLIS ISLAND story.

- Have students play the character in the show and other students interview them and write articles about them.

## **MATHEMATICS**

- ❖ Using the [www.ellisland.org](http://www.ellisland.org) website, track the number of immigrants by country and by time period. Collect your data and communicate it in a clear and concise manner.
  - Link the emigration of a people to the social/political situations in their country at the high point of the emigration.
  - What fraction of the immigrants came from each country.
  - What percentage of the immigrants came from each country.

## **TECHNOLOGY**

- ❖ Use the interviews and articles about the show and character to create a newspaper using a word processing program. Include advertisements too!
- ❖ Research Ellis Island on your own. Here are two websites that are useful:  
[www.ellisland.org](http://www.ellisland.org) & <http://wallofhonor.com>



## **MUSIC**

- ❖ Listen to music from different cultures. How did each of these cultures influence music history here in America? Did the music change in different ways according to the nationality of the immigrants arriving in America?



## **FORGEIN LANGUAGES**

- ❖ Choose some basic words and translate them into several languages. Which words are similar, which are different? Are the similarities located in countries in the same geographic area? How have the languages spoken by immigrants influenced the way we speak?


## **ART**

- ❖ Plan and paint a mural showing Ellis Island and the people and cultures that came through. Include your own 'Wall of Honor' with the names of your own family members that came to the United States.

## **DANCE**

- ❖ Learn/study dances from different cultures. How did each of these cultures influence dance history here in America? Did dance change in different ways according to the nationality of the immigrants arriving in America?

# On Stage with American Family Theater



## Acrostic:

An acrostic is a simple poem based upon a single word. Use the words Ellis Island and try to find other words or phrases, beginning with those letters, that pertain to our show.

**E**    **MIGRANTS**

**L** \_\_\_\_\_

**L** \_\_\_\_\_

**I** \_\_\_\_\_

**S** \_\_\_\_\_

**I** \_\_\_\_\_

**S** \_\_\_\_\_


**L** \_\_\_\_\_

**A** \_\_\_\_\_

**N** \_\_\_\_\_

**D** \_\_\_\_\_

# On Stage With American Family Theater



**THINK THEATRICALY!**

## **ABOUT THE PRODUCTION:**

- Describe the sets and how they establish the scenes for different parts of the story. (What did you actually see and what did you see with your imagination?)
- How did the addition of music and dance add to the story?
- What kind of dances did you see? (Ballet? Waltz? Etc.) How were they different?
- What did the different costumes tell you about each character?
- Have you ever been to a live stage show before?
- What role did the audience play in the production?
- If you could be in the show, which role would you prefer?
- What other stories do you think would be fun to see as a play?

**Note:** American Family Theater uses highly technical special effects called intellibeams that create special effects with moving patterns of light and color both on stage and in the audience.

## **HOW ABOUT YOU:**

- Do you like to act? Sing? Dance?
- Have you ever been on stage?
- What did you do on stage?
- Share your experience with your class.
- Would you like to be in a show?



## **CREATE YOUR OWN MUSICAL:**

Write your own story or choose a favorite book and make a musical out of it. Start by writing a script, music & lyrics. Decide who will play each part, who will sing and who will dance.

Choreograph the song(s). Have the students not playing parts design sets and costumes and make them. Give everyone a job that best suits their capabilities! Perform your play for another class or grade.



On Stage  
with  
American Family Theater



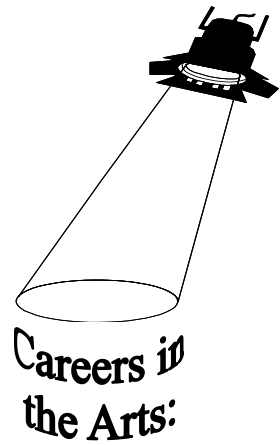
Here is a list of words about the theater for you to get to know!





<b>Actor</b>	A theatrical performer.
<b>Applause</b>	Approval expressed by the clapping of hands.
<b>Back-Stage</b>	The area behind and to the side of the part of the stage where the action of the performance takes place.
<b>Choreographer</b>	The person who develops and arranges the dance movements for the dancers and actors.
<b>Composer</b>	A person who writes music.
<b>Costume</b>	A style of clothes, including garments, accessories and hair style, characteristic of a particular country, period or cultural, worn on-stage during a theatrical production.
<b>Crew</b>	The group of people who run the various technical operations during a performance, including the lighting, curtain, set, scene changes, sound effects and props.
<b>Designers</b>	Individuals who create the set, costumes, lighting and sound effects for the performance.
<b>Director</b>	The person who supervises all the artists during rehearsals and instructs all dramatic aspects of the production.
<b>Lyricist</b>	The person who writes the words for a song.
<b>Musical Theater</b>	A play that uses music, song and dance to tell the story.
<b>Play</b>	A staged representation of an action or story.
<b>Playwright</b>	The person who writes plays.
<b>Props</b>	All the objects used in a theatrical production.
<b>Score</b>	The sheet music that the actor memorizes and performs.
<b>Script</b>	Pages from which the actors read their lines.
<b>Stage Manager</b>	The person who assists the director during rehearsal and supervises the physical aspects of a stage production.





# On Stage with American Family Theater



Accompanist 	Computer Graphics	Illustrator	Props Designer
Actor/Actress	Composer	Instrumentalist	Publisher
Artist	Concert Singer	Librettist	Scenic Designer
Artistic Director	Conductor	Lighting Designer 	Special Effects
Art Teacher	Costume Designer	Makeup Artist	Stage Director
Band Director	Critic	Music Teacher	Stage Hand
Casting Director	Dancer 	Musician	Stage Manager
Choir Director	Dialect Coach	Orchestrator	Theater Director
Choreographer	Extra	Painter	Camera Operator
Cinematographer	Fashion Designer	Producer	Vocalist 

## Active Learning

What career would you consider interesting?  
Where do you think you could go to learn more about it?

---



---




---



---

# On Stage with American Family Theater



American Family Theater brings many wonderful classics to life on stage. Each musical production is filled with beautiful dance, costumes, sets, song and special effects to tell the story.



Find and circle the names of favorite characters from the word bank below. The names can go up, down, diagonal, backwards or forwards.

A	I	E	V	A	N	K	N	W	E	M	I	T	Y	N	I	T
P	A	C	A	L	T	U	N	Y	T	A	N	Q	N	O	U	A
S	B	N	G	I	V	O	I	S	C	T	S	A	E	B	P	Q
C	R	B	N	R	J	Z	D	M	L	V	H	M	M	D	L	D
R	Q	U	E	E	N	G	D	K	C	V	P	A	A	N	N	S
O	D	S	T	U	F	K	A	I	F	T	P	L	B	O	I	F
O	I	D	H	M	H	R	L	U	Z	R	I	L	G	T	E	T
G	A	O	O	W	D	B	A	W	I	A	N	E	N	W	A	V
E	M	R	D	O	E	X	Y	N	C	X	O	R	R	I	L	X
Q	R	O	N	R	J	U	C	J	K	K	C	E	K	Z	I	T
P	E	T	S	C	F	E	H	D	E	Y	C	D	N	A	C	M
Y	M	H	B	E	A	U	T	Y	K	F	H	N	B	R	E	F
N	E	Y	H	R	V	W	E	K	D	K	I	I	G	D	C	C
I	L	G	R	A	Z	Q	X	P	J	F	O	C	W	O	U	S
O	T	R	J	C	E	X	F	I	K	H	O	F	C	F	W	L
G	T	Z	Q	S	J	G	Y	C	R	M	L	L	I	O	N	Q
L	I	D	M	E	Z	Z	U	V	J	I	B	B	X	Z	P	H
A	L	Y	S	W	I	H	T	O	M	S	A	W	Y	E	R	A
G	N	I	K	C	O	T	S	G	N	O	L	I	P	P	I	P



## Word Bank

Aladdin	Huck Finn	Queen
Alice	Knave	Scare Crow
Anne Frank	Lion	Scrooge
Beast	Little Mermaid	Tin Man
Beauty	Pinocchio	Tiny Tim





Cinderella  
Dorothy

Pippi Longstocking  
Prince

Tom Sawyer  
Wizard of Oz

On Stage  
with  
American Family Theater  
Ellis Island: Gateway to a Dream



**Across**


- 1. a staged representation of a story
- 3. a theatrical performer
- 6. sheet music the actor memorizes & performs
- 7. person who writes plays

**Down**

- 1. objects used in a theatrical production
- 2. pages from which actors read their lines
- 4. person who develops dances
- 5. person who writes music

9. clothes worn on stage in a performance
10. approval expressed by clapping of hands

On Stage  
with  
American Family Theater  
Ellis Island: Gateway to a Dream



Supplement for further discussion:

“What Every Emigrant Should Know”

This fascinating supplement is taken from a pamphlet entitled “What Every Emigrant Should Know”, published by the Department of Immigration Aid in 1922. It details the complex procedures and problems the prospective immigrants faced on their journey to the United States. You may want to assign the reading for homework in preparation for a class discussion. It is difficult for the average student today to understand the tremendous emotional trauma created by the decision to emigrate. This reading is intended to give students deeper insight into the problems and hardships faced by the immigrants.

Students can be given freedom in determining projects based on this reading. The material lends itself well to art projects or dramatic skits. Perhaps, if time permits, a group of students would wish to create a model of Ellis Island.

*WHAT EVERY EMIGRANT SHOULD KNOW*

A simple pamphlet for the guidance and benefit of  
prospective immigrants  
to the United States

Printed with permission of:

**Department of Immigrant Aid**

799 Broadway

New York, NY

## **CAN YOU READ?**

It is always good to know how to read. A person who cannot read is like a blind man. Some countries will not let you enter if you cannot read. America is one of those countries. Of course, if you are a wife going to your husband you may come to the United States even if you cannot read.

Who else besides wives going to husbands may enter the United States if they cannot read?

- Boys under 16 going to their parents.
- Old men over 55 going to their children or grandchildren.
- Unmarried or widowed daughters going to their parents.
- Women going to their children or grandchildren.

These are the only people who will be allowed to come to the United States even if they cannot read.

What kind of people must be able to read to enter the United States?

- ALL boys more than 16 years old.
- ALL men under 55 years of age.
- ALL men over 55 years of age who are not coming to children or grandchildren.
- ALL single girls over 16 or widows who are not coming to parents.

If you can read and understand Yiddish or Hebrew, Polish or Russian, German or Hungarian, or any other language or dialect, you will be able to pass the literacy test.

During the past year many women who could not read were sent back after they reached *Ellis Island*. One woman, forty years old, who came to her nephew, had to go back because she could not read. Her home is in the Ukraine. She cannot go back to her old home. She is now in Constantinople. She has no friends there. She cannot find work. Her life is broken. What will become of her?

Learn to read before you begin on your journey.

## **ARE YOU IN GOOD PHYSICAL CONDITION?**

Before you plan to start for America, make sure that your health is good. Are the children feeling perfectly well? You know that the trip to America from your home city is a long one. Unless you and the children are strong and healthy when you leave your hometown, you will have trouble on the way. The trains are slow. Many of them are not clean. All of them are crowded.

Sometimes you have to wait for weeks in hotels and lodging houses in big cities until you get all your papers. The food is not as good as you cook it at home. The children do not like it. These things make children weak. It is easy to catch sickness when one is weak.

One woman started from her home with her five children. The youngest, a beautiful girl of six years, had been sick with measles. By the time they were ready to go, the little one was better, so the mother thought it would not harm her to travel. But the trip was long, and the little girl was weak. She took a bad cold. When they were on the ship she was very sick. And when the family

came to *Ellis Island* the child was taken to the hospital. She died one week later. The mother was heart-broken. Last year many children died on the ships and at *Ellis Island*.

A long journey makes weak people sick and sick people become very ill when they travel.

Sometimes one of the children may be deaf or mute or cannot see. The child may have been born that way or have become that way from some sickness. If the child is under 16 and is going to his father, the child may be allowed to come into the United States. But the father must deposit money with the immigration officials to keep his word that he will never ask public help for the care of such a child.

Men and single women who are deaf, mute, or blind will not be allowed to come in because they cannot find work. Such people cannot earn a living for themselves and must ask for charity, and America will not admit paupers.

Go to your doctor. Have him examine you and the children. He will tell you if you are strong enough to stand the journey. And when the doctor examines you, find out if you or any of the children have any defects. Make sure they are not bad defects. Because many men, women and children are turned back if they have bad defects.

It is better not to leave your home than to go away and then be forced to come back.

### **WHAT ARE BAD DEFECTS?**

There are six very bad ones. They are: Insanity, Feeble-mindedness, Vile Skin Diseases, Favus, Trachoma and Tuberculosis.

Some are defects of the mind and some are defects of the body. The two sicknesses of the mind are insanity and feeble-mindedness. You know how people act when they are crazy. But you cannot always tell when a child is feeble-minded. Sometimes children's bodies grow big, but their minds are like babies. They do not grow with the body.

If one of your children is like that, stay at home. Or leave that child with your relatives and go with your other normal children. Even if both parents of a feeble-minded child are in America already, even if the parents are citizens, their feeble-minded or insane children can never, never come to America to live. This is not only true of children but holds good for older men and women as well.

Absolutely no feeble-minded or insane man, woman or child will be allowed to come and live in the United States.

Many, many people who have weak minds were sent back last year. In one case it cost the father of a young girl over three thousand dollars. And these poor people who are so helpless have to suffer for months until they get back to their old home. They are always in terrible danger. Many times whole families must go back to Europe because one of the family has a weak mind.

Be warned: Have pity on these poor unfortunates. Do not take them with you when you start for America.



Remember: Even if the doctors in Europe pass these people they will be deported when they reach *Ellis Island*.

### **COUNT YOUR MONEY**

Have you enough for steamer tickets, passports, visas, train fare, hotels, doctors' bills?

Before you begin your journey you must be sure you have enough money.

You need money for steamer tickets for yourself and your children.

You need money to buy clothes for yourself and the children.

You need money to pay the doctor in your village who examines you and the children.

You need money to pay for the railroad fare from your village to the large city where you go to obtain your visas.

You need money to pay your hotel bill in the big city while you wait for your visas.

You need money to go from the big city to the port city where you must wait for a ship to take you to America.

You need money to pay for your hotel bill while you wait for the ship.

You need money when you are on the ship to buy fruit and other necessary things for the children.

And when you come to Ellis Island and everything is in order, you must show that you have money, which will pay for your train expenses to the city where your relatives live, unless you have prepaid tickets.

Sometimes women and children start on their trip without enough money. When they come to the large city and they find they need more money, they cable to their husbands or other relatives. The relatives are not always certain that the money will reach them. They may think a stranger is trying to get money from them. If you cable to your family for money, be sure to give your own address in the city from which you are cabling. Or tell them to cable the money in your name in care of a bank that has a branch in America. Find out before you cable if the bank will pay you the money in American Dollars. Otherwise, you will lose much money.

In the back of this book you will see a list of good societies in Europe who help the immigrants. Go to them. They will help you cable.

Do not go to a stranger to give you advice about money.

### **DO NOT DESTROY YOUR HOME**

Now you have your passport. Your papers, your tickets are in order. You and the children have no sickness of mind or body. You are ready to go for your visas.

What is a visa? Before a stranger may go to any country in Europe or America, he must obtain permission from an official of that country to do so. You are planning to go to America. So, of course, you must have an American visa. There are American Consuls in every large city in Europe.

You do not know how long it will take before you get your visa. You do not know if the American Consul will be willing to give you a visa. Is it wise to sell your household goods to your neighbor; to give up your little home that cost you so much money – where your children were born – before you are sure you can go direct to America? Do not break up your home too soon.

Write to a friend who lives in the big city where the American Consul has an office. Ask your friend to find out if it is necessary for you to wait in the big city near the office of the American Consul until you get your visa. Sometimes it may be possible for you to go to the big city, apply in person for your visa, then go back to your own home, and wait there until a letter comes from the American Consul to call for your visa.

But in any case be very careful. One must not throw away old things before one is sure he has new things, and your old home is very precious to you. You can always come back to it if you have it.

Keep your home together as long as you can.

### **NO AMERICAN VISA, NO AMERICA!**

In the back of this book you will find a list of European cities where there are American Consuls. Pick out the one of these cities that is nearest your village. If you live near Warsaw, go to Warsaw. If you live near Prague, go to Prague. If you live near Riga, go to Riga.

Take with you your children, your affidavit, your steamship tickets and your passport. Get a certificate from the doctor to show you are healthy. Have three small photographs made of yourself and the children. If your husband has not sent you steamship tickets, do not buy the tickets until you have received your visa from the Consul.

When you go to the office of the American Consul he will give you a number. If you are the near relative of an American citizen, your number will be ahead of the people who are going to relatives who are not American citizens. In the United States citizens have more rights than people who are not citizens. And the American Consul will first give visas to the aged parents, wives and minor children of American citizens or of men who served in the American Army or Navy in the last war.

Then if he has any numbers left he will give them to the aged parents, wives and minor children of men who have said they want to be citizens and are ready to take out: their final citizenship papers. The applications of brothers, sisters, cousins, nephews and nieces of relatives in the United States will be the last ones to receive attention.

Sometimes you must wait many weeks in the big city until you are given your visa. If you find you have to wait, go to your friends in this city and ask them to help you find a good lodging

place. If you have no friends, go to the office of a reliable Immigrant Aid Society. You will find a list of such societies in the back of this book.

There are many men and women in every large city in Europe that say they wish to help the immigrants. Some of them are not good. They try to rob immigrants. That is why it is best to go to societies which you know are reliable. You can trust such societies. They will be glad to give you advice. You can also go to the office of the Steamship Company from which your tickets have been bought. The steamship people will tell you what you must do and they will help you.

You may have to wait a long time for your visa. You are worried: Do not send cables or letters to your husband to get you the visa. He cannot help you. You must not blame him. The American Consul in the city where you are waiting is the only one who can give you the visa.

Be careful not to get a false visa.

There are many people in big cities who try to take money from strangers. They will offer to sell you an American visa so you will not have to stand in line at the Consul's office. Do not buy from them. Last year a woman with two children coming to her husband was sent back because she had a false visa which someone had sold her. Many people were deported last year because the visa was false.

You may have to get visas from Consuls of other countries too. If you have to pass through different countries to go to the port where you take your ship, you must get a visa from the officials of all such countries. It is like this: Suppose you are in Warsaw for your visas. Your tickets are for a steamer that sails from Antwerp for America. To go to Antwerp you must pass through Poland, through Germany and through Belgium. So you will need a Polish visa, a German visa and a Belgian visa. Each visa costs money.

If you cannot get a visa to the United States do not try to go to Canada, unless you are sure you will be allowed to enter Canada. That country is even stricter in some ways than the United States. Many persons were sent back last year from Canada because they could not pass into Canada. Sometimes they did not have enough money. Almost every person needs \$250 to show before he can get into Canada. Sometimes they could not read. Sometimes they were not healthy. Find out if you can enter Canada before you leave Europe. They are Canadian officials in all the large port cities who will give you this advice.

To be safe – always get your visas! And remember without an American visa you cannot enter America.

### **DO YOU KNOW?**

How many immigrants may come to America from the country where you were born? Are you within the number allowed for this year?

You know that at the present time only a certain number of immigrants from each country may come into the United States every year. What is the number allowed for your country this year? How many have already gone to America from your country? How many more may still enter this year? Do you know that only one-fifth of the whole number allowed for the year from your country can come in each month? If you start for America after the middle of the month, are you sure the number for that month is not yet filled?

The American immigration officials say each person belongs to the country where he was born. Suppose you were born in Russia. You moved to Austria when you were ten years old. But America says you belong to Russia because that is where you were born, and you will be counted as a Russian because that is where you were born, and you will be counted as a Russian for that reason. Remember, when you ask about the number allowed from each country, give the name of the country where you were born.

Last year a man came to America with his wife. He was born in Poland but he lived in England for many years. He served in the English army, and he thought he was an Englishman. When he reached *ELLIS ISLAND* the officials counted him as a Pole and the Polish quota was full, so he had to go back to England. His wife was born in England and the officials said she could come into America. Of course, she did not wish to be separated from her husband so she returned to England with him.

Each month the United States Secretary of State sends a list to all the American Consuls in Europe which tells them how many more people from each country may come to America. Ask questions from every one about this number. Ask at the office of the American Consul. Ask at the office of the Ship Company. Ask the Immigrant Aid Society.

About one thousand people came to America last year that did not know that the number from the country where they were born was already filled. They waited at *ELLIS ISLAND* hoping they could come in but they were sent back. Even little children coming to their fathers were sent back because the number was full. How sad for the father and how tragic for the children! If you learn that all the persons allowed to come to America from your country for the month or the year have already sailed, wait until you are told that it is safe for you to come.

You will surely be sent back if you come to America after all the people allowed for the month or year from your country have arrived.

### **THE REAL JOURNEY BEGINS**

#### *On your way to the seaport*

Now you have your visas. You are ready to travel to the seaport where you are to take the big ship for America. If you buy your steamer ticket in the big city where you get your visa, or if your husband has sent you a ticket from America, the steamship company will arrange to take you and your children to the seaport where you board the steamer.

First their doctor to make sure you are well examines you in the office of the steamship company. If this doctor tells you not to try to go to America because you will not pass, or because one of the children has a bad defect, go to another doctor. If the second doctor says the same thing, take his advice and go home. The American doctors are very strict.

You are also examined to see if you can read. Then you are sent to the seaport with many other people who are also on their way to America. Sometimes you travel to the seaport on a train; sometimes you take a small ship and go by water to the seaport.

Whichever way you go, take plenty of food with you. The trip is always longer than you think. And there are very few places where you can buy kosher food. Often the train does not go by

a direct way. It does not move with regular passenger trains but with freight or cattle trains and many times your train must wait on a sidetrack to let faster trains go by.

When your train reaches the frontier city, it may be that you and the other immigrants will be examined to see that you are all clean and free from vermin and disease. It is on these trips that you must see that the children are kept clean so that they will not become ill. There are few places in the stations where you and the children can sleep. There are few places where you can wash the children often. Bring with you enough clean underclothes for the children so they can change often.

After you are disinfected or made clean at the frontier station, the train takes you to the seaport. At the seaport the steamship companies have hotels or barracks where all the immigrants must wait until the ship on which they are to sail comes in. In some seaports the immigrants are not allowed to walk about the city. They must stay in the hotel or barracks until they are ready to go on the ship.

If you are not taken care of by the steamship company when you reach the seaport go to a reliable Immigrant Aid Society. They will advise you and direct you to the proper hotel.

Be prepared with plenty of food water and clean underwear for use on the journey.

### **ARE YOU READY?**

Your train comes into the seaport, usually at night. You and the children are tired. You are taken to the hotel. You put down your baggage and you go to sleep thinking that you have finished with your duties and that you are going on the big ship the first thing in the morning. But there are still things to do.

First there are more examinations by doctors. Sometimes a doctor from the country from which you are sailing for America will examine you and the children. This is true in Italy. There is so much pickiness in different parts of Europe that every country wished to protect its own people. They do not want persons who pass through their country to bring sickness or dirt. That is why the doctors examine you so carefully, and that is why in nearly every country the Immigrants must go through a disinfect ion or cleaning process. You and the children are bathed. The hair is examined to see that there are no vermin. All your clothing and your baggage are disinfected.

Then the American Doctor examines you. He too makes sure that you are clean and free from vermin and disease. And just before you go on the ship to sail away, the doctor belonging to the steamship company examines you again.

If you have followed our advice: If you have started with your children strong and healthy; if no one of you has any of the bad defects mentioned; if you have kept as clean as possible on the journey; you will pass this examination quickly. And not at last you are ready to go on the steamer that will take you to America.

### **KEEP BUSY AND CHEERFUL**

Very often you must wait your turn to go on the ship. These are many immigrants before you. Or sometimes, one of the children suddenly falls ill with measles or some other slight sickness

and you must wait until he/she gets well. So you find again that you have to pay for lodging and food, sometimes for many weeks. You usually wait in the Immigrants Hall belonging to the Ship Company. And you and your children, with nothing to do all day, get so tired and so unhappy. Time is heavy on your hands.

Last year the Council of Jewish Women of America sent three women to the seaports of Holland and Belgium. There the women opened classes for the waiting immigrants. They taught the women and children how to speak and read English. They brought them books. They taught the girls how to sew and knit. They gave much pleasure to the children. This year the Committee of fine women who live in those cities will do the same work for the waiting immigrants. Join these classes. Ask these Committees to teach you English while you are waiting to come to America. If you keep busy you will feel much better.

### **ABOARD THE SHIP**

At last you know the name of the ship on which you will sail. You are nearly ready to leave. You count your money and you find you have very little left. You will need money for the train to take you from *Ellis Island* to the city where your relatives live. And what about money for food on the train and other little expenses?

Before you sail, send a cable to your husband or family. Tell them you need traveling expenses to Detroit or to Chicago or to some other city or town to which you are going. They will send the money to the Treasurer at *Ellis Island* or at Boston or Philadelphia so that you will find it waiting for you when you reach America.

And make sure that you have tickets for your baggage before you go on the ship. Many times baggage is lost and if you have the tickets the company will find your baggage for you.

Always let your relatives know the name of the steamer on which you are sailing.

### **ARRIVING IN AMERICA**

The ship is crowded. There are many third class passengers. The air is not fresh. The food may not agree with the children. The trip is hard. But do your best to keep yourself and the children well and clean. Try to be on the open deck as much as possible. Try to be cheerful. It is important that you feel well and look well. Because a few miles away from New York the ship stops at an island which is a quarantine station. Here the doctors examine the passengers and the ship. They do not want any vermin or sickness to be brought into the United States. If they find passengers have vermin on their heads or bodies they hold them at this quarantine station until they are clean.

How grateful you are when the steamer comes into the harbor: The first and second class passengers leave the ship at once after they have been examined by the immigration officials. You and all other third class passengers are taken on small boats to *ELLIS ISLAND* if your ship docks in New York.

Again the doctors examine you. This time most carefully. If the doctors find some defect on you, or if one of the children has fever, the entire family is held at *ELLIS ISLAND* until the hospital doctors say that all of you are well. After the doctors pass you, you go into a big hall where the

inspectors talk to you. They have a paper before them on which is written your name, your children's names and ages, where you come from, where you are going, to whom you are going and how much money you have with you.

On this paper is written every statement you made in Europe, so that the inspector knows many facts about you even before he sees you.

The inspectors ask you many questions. You show them the affidavit from your relatives, your passport and visa. They ask everyone over sixteen years of age to read for them. There are interpreters present who speak your language and who will explain to you what the inspectors ask. Do not be afraid. The inspectors wear uniforms but they are not Cossacks. They are friendly men. They have families too. They understand how anxious you are to be with your relatives, and they will be kind to you.

Now the inspectors have finished. Your papers are all right. Your husband has received your cable and has sent money to pay your railroad tickets. There is no reason to hold you, so the inspector sends you to another large room. This is called the railroad room. A friendly woman speaking your own language will come to you and offer to help you.

There are fifteen societies on *ELLIS ISLAND* who give advice to immigrants. Their representatives wear a badge or a band to show who they are. If you have any questions to ask, speak to them. They want to help you. They are of every religion and they can speak every language. If you wish advice, ask for one of them who speak your own language to come to you.

At this railroad station at the end of your journey you see your husband and friends who are waiting for you. What joy to be reunited!

You are all happy, as your husband, with the children hanging to his hand, leads the way to the street car or automobile which will take you to your new home. The hard journey is over and the troubles that you had will seem like a bad dream, when you and your husband make plans for your life together in the new land.

***May your hopes be realized!***

***Our best wishes go with you!***

***At last you are in America!***